



*Let Spectrum Series
Vinyl Windows
Open Your World...*



**Builders
FirstSource**

presents



SPECTRUM
SERIES VINYL WINDOWS

ELEGANCE. STYLE. ECONOMY. DURABILITY.

Discover why Spectrum Series Vinyl Windows are the best choice for your new home.

SUPERIOR PERFORMANCE.

All Spectrum Series vinyl windows are built to ensure lasting quality. With thermally-fused welded frames, vinyl windows assure maximum strength and will prevent the invasion of air, water and noise. Its rigid construction, combined with the natural insulating properties of vinyl, reduces heat and cold transfer—providing your home with the best in energy efficiency.

MAINTENANCE-FREE.

You'll enjoy simplified living with virtually maintenance-free vinyl windows—guaranteed not to rust, peel or chip. The color of the window is fully integrated throughout the frame, and will never need painting! Our Spectrum Series Single Hung windows feature a tilt-in sash, making operation safe and easy from inside your home.

All Spectrum Series vinyl windows are manufactured with quality and care with high-performance certified materials, and are fully tested to meet or exceed all national standards. Ask your dealer for specific test results.

7810 SINGLE HUNG

STANDARD FEATURES

- Energy Star approved
- AAMA and NFRC-certified
- 3/4" Cardinal low e2 insulated glazing
- 3/4" Muntin Bars
- 3⁵/₁₆" frame depth with dual bevel-front face for dramatic curb appeal
- Minimum egress on 3050 with 5.7 square foot opening
- Block and Tackle Sash Balance for lasting performance
- Dual sweep locks and keepers (2' & wider)
- Modular aluminum-reinforced mulling and stacking
- All welded frame with tilt-in removable sash for easy cleaning
- Aluminum-reinforced meeting rail & sash
- True sloped weep and sill

AVAILABLE FINISHES

white

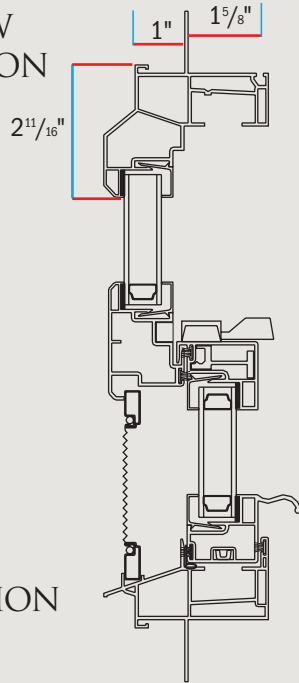
almond

NFRC PERFORMANCE VALUES

	U Factor	SHGC	VLT
Low E2 Divided Lite	.37	.30	.48
Low E2 One Lite	.37	.33	.53

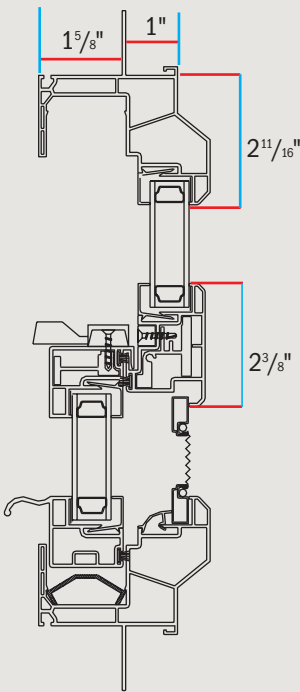


7810 WINDOW CONSTRUCTION



7810 SINGLE HUNG

7820 HORIZONTAL SLIDER CONSTRUCTION



7820 HORIZONTAL SLIDER

RO	36"	48"	60"	72"
24"	35 1/2"	47 1/2"	59 1/2"	71 1/2"
36"	3020	4020	5020	6020
48"	3030	4030	5030	6030
60"	3040	4040	5040	6040
	3050	4050	5050	6050

RO	18"	24"	30"	32"	36"	40"	42"	48"
36"	17 1/2"	23 1/2"	29 1/2"	31 1/2"	35 1/2"	39 1/2"	41 1/2"	47 1/2"
42"	1630	2030	2630	2830	3030	3430	3630	4030
48"	1636	2036	2636	2836	3036	3436	3636	4036
54"	1640	2040	2640	2840	3040	3440	3640	4040
60"	1646	2046	2646	2846	3046	3446	3646	4046
66"	1650	2050	2650	2850	3050	3450	3650	4050
72"	1656	2056	2656	2856	3056	3456	3656	4056
78"	1660	2060	2660	2860	3060	3460	3660	4060
84"	1666	2066	2666	2866	3066	3466	3666	4066
90"	1670	2070	2670	2870	3070	3470	3670	4070
	1676	2076	2676	2876	3076	3476	3676	4076

KEY:
RO—Rough Opening
FS—Frame Size

7801 PICTURE WINDOW



STANDARD FEATURES

- Energy Star approved
- AAMA and NFRC-certified
- 3/4" Cardinal low e2 insulated glazing
- 3/4" Muntin Bars
- 3⁵/₁₆" frame depth with dual bevel-front face for dramatic curb appeal
- Modular aluminum-reinforced mulling and stacking
- All Welded Frame
- Available shapes:
 - Eyebrows
 - Full Circle
 - Peak Heads
 - Triangles
 - Rake Heads
 - Continuous Roundheads
 - Half Circle
 - Octagons
 - Ovals

NFRC PERFORMANCE VALUES

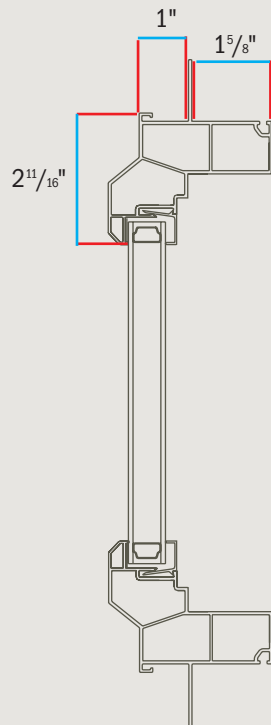
	U Factor	SHGC	VLT
Low E2 Divided Lite	.37	.30	.49
Low E2 One Lite	.37	.33	.53

AVAILABLE FINISHES

white

almond

7801 PICTURE WINDOW



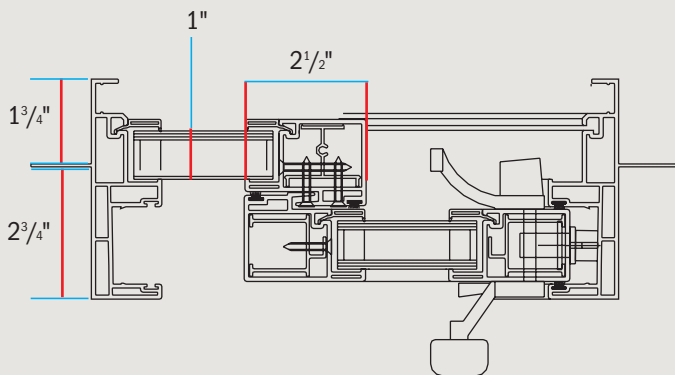
7801 PICTURE WINDOW

RO	12"	18"	24"	30"	36"	42"	48"	60"
FS	11 1/2"	17 1/2"	23 1/2"	29 1/2"	35 1/2"	41 1/2"	47 1/2"	71 1/2"
24"	1020	1620	2020	2620	3020	3620	4020	5020
30"	1026	1626	2026	2626	3026	3626	4026	5026
36"	1030	1630	2030	2630	3030	3630	4030	5030
42"	1036	1636	2036	2636	3036	3636	4036	5036
48"	1040	1640	2040	2640	3040	3640	4040	5040
54"	1046	1646	2046	2646	3046	3646	4046	5046
60"	1050	1650	2050	2650	3050	3650	4050	5050
66"	1056	1656	2056	2656	3056	3656	4056	5056
72"	1060	1660	2060	2660	3060	3660	4060	5060
78"	1066	1666	2066	2666	3066	3666	4066	5066
84"	1070	1670	2070	2670	3070	3670	4070	5070
90"	1076	1676	2076	2676	3076	3676		
96"	1080	1680	2080	2680	3080	3680		

3120 SLIDING DOOR

RO	60"	72"	96"	108"
FS	59 1/2"	71 1/2"	95 1/2"	107 1/2"
80"	5068	6068	8068	9068

3120 SLIDING DOOR CONSTRUCTION



KEY:

RO—Rough Opening
FS—Frame Size

7820

HORIZONTAL SLIDER

STANDARD FEATURES

- Energy Star approved
- AAMA and NFRC-certified
- 3/4" Cardinal low e2 insulated glazing
- 3/4" Muntin Bars
- 3⁵/₁₆" frame depth with dual bevel-front face for dramatic curb appeal
- Minimum egress on 4038 with 7.068 sq. ft. opening
- Easy slide bottom track
- Dual sweep locks and keepers (2' & taller)
- Modular aluminum-reinforced mulling and stacking
- All Welded Frame
- Aluminum-reinforced meeting rail & sash

NFRC PERFORMANCE VALUES

	U Factor	SHGC	VLT
Low E2 Divided Lite	.37	.30	.49
Low E2 One Lite	.37	.33	.53



3120

SLIDING DOOR

STANDARD FEATURES

- Energy Star approved
- AAMA and NFRC-certified
- 1" Cardinal low e2 insulated glazing
- 3/4" Muntin Bars
- 4¹/₂" frame depth
- 1" stainless steel tandem rollers
- Stainless steel track cover
- Field Reversible Frame Design
- Fully-reinforced operable panel

NFRC PERFORMANCE VALUES

	U Factor	SHGC	VLT
Low E2 Divided Lite	.34	.32	.53
Low E2 One Lite	.34	.35	.59

AVAILABLE FINISHES

white

almond

SPECIAL SHAPES AVAILABLE



Rake Head



Eyebrow



Peak Head



Modified Peak Head



Modified Rake Head



1/4 Eyebrow



Triangle



Octagon



Bullseye



1/4 Round



True Oval



Ellipse



Round Head



Welded Round Head



1/4 Welded Round Head



1/4 Ellipse



ARLINGTON · (817) 640-1234

AUSTIN · (800) 303-8996 or (512) 365-6200

HOUSTON · (800) 981-6773 or (713) 849-2110

SAN ANTONIO · (800) 536-6282 or (210) 534-0114